

HD26188

700-1600MHz Band Pass Filter

Features

- Center Frequency: 1150MHz
- Pass Band: 700 – 1600MHz
- Insertion Loss: 2dB
- Input/Output Impedance: 50Ω
- Maximum Input Power: 8W
- LTCC Technology
- SMA Connector



Description

HD26188 is a LTCC 700 - 1600MHz Band Pass Filter for Wide Band application.

Electrical Specifications @ +25 °C, $Z_s = Z_L = 50 \Omega$

Parameter	Unit	Minimum	Typical	Maximum
Frequency Range	MHz	700		1600
Center Frequency	MHz		1150	
Insertion Loss	dB		2.0	
Rejection at 100MHz	dB		57	
Rejection at 2450MHz	dB		40	
Maximum Input Power	W		8.0	
Input/output impedance	Ω		50	
Group Delay	ns		1.2	
Group Delay Ripple	ns		± 0.6	
VSWR	Input VSWR Output VSWR		2.0:1 2.0:1	
Size (excluding SMA connectors)	inch	1.25" x 1.25" x 0.56"		
Weight	Oz	1.5		

Note: Input and output are interchangeable

HD26188

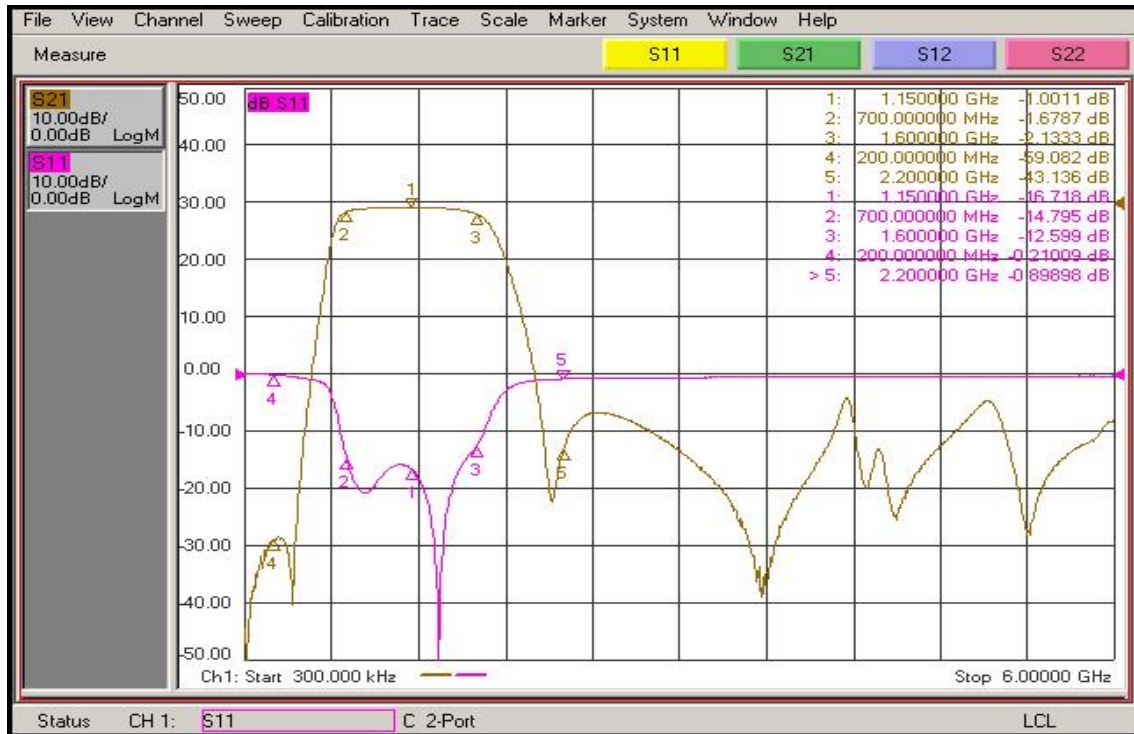
700-1600MHz Band Pass Filter

Typical Performance @ +25 °C



HD26188

700-1600MHz Band Pass Filter



HD26188

700-1600MHz Band Pass Filter



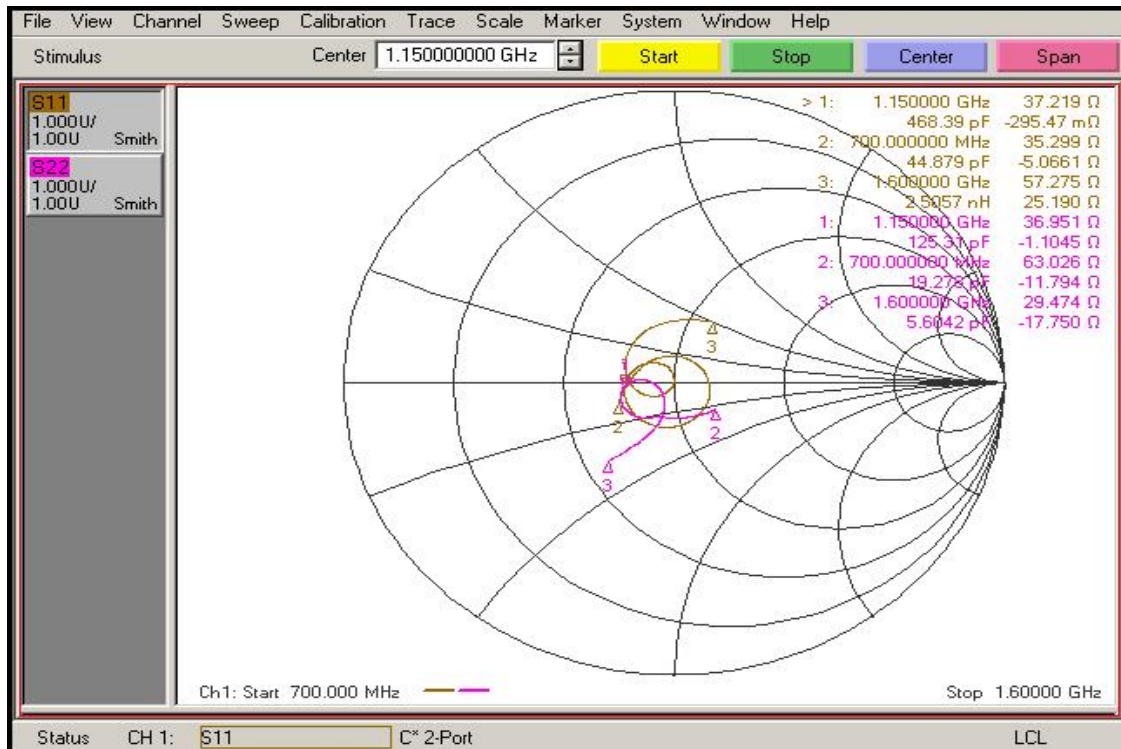
HD26188

700-1600MHz Band Pass Filter



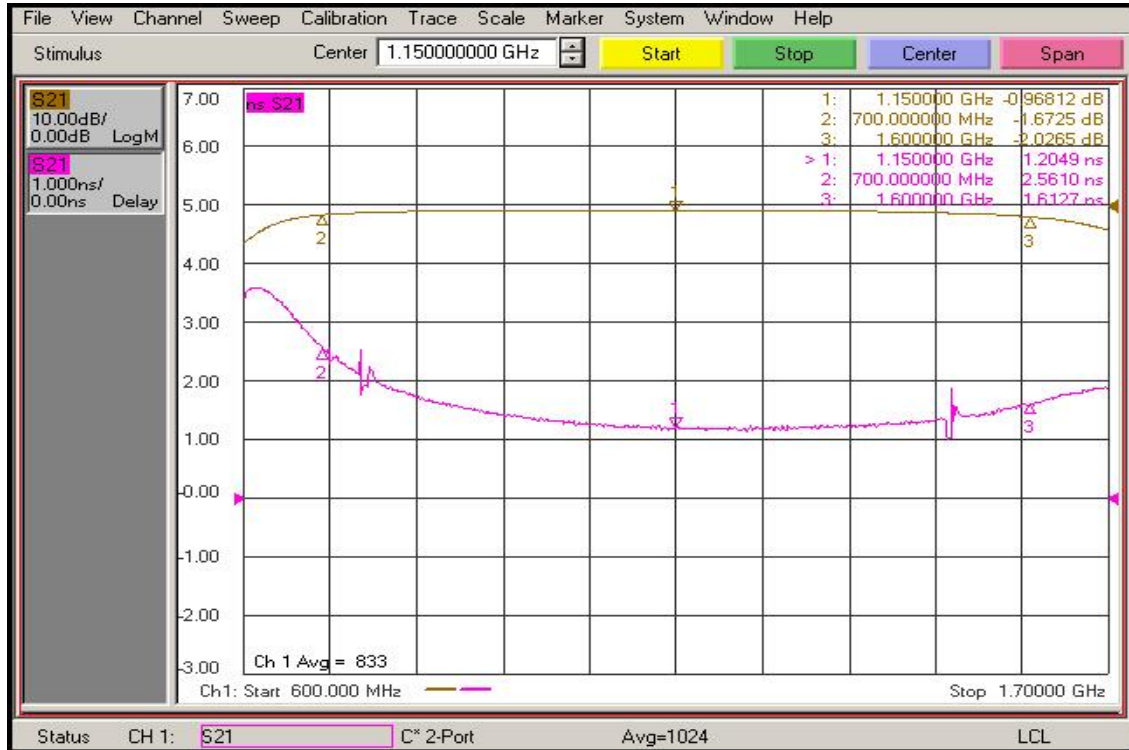
HD26188

700-1600MHz Band Pass Filter



HD26188

700-1600MHz Band Pass Filter



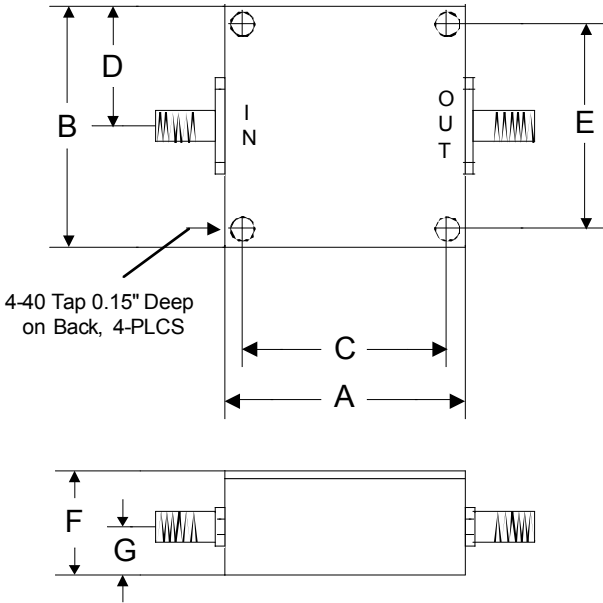
HD26188

700-1600MHz Band Pass Filter

Absolute Maximum Ratings

Parameter	Absolute Maximum
RF Input Power	+39dBm
Operating Temperature	-40 °C to +85 °C
Storage Temperature	-65 °C to +150 °C

Outline



	A	B	C	D	E	F	G
Inch	1.250	1.250	1.000	0.625	1.000	0.563	0.250
mm	31.75	31.75	25.40	15.88	25.40	14.29	6.35