

186-192MHz Input Frequency Multiply by 5

Features


- Input Frequency: 186 – 192MHz
- Output Frequency: 930 – 960MHz
- Conversion Gain: -3dB
- F0 Isolation: 33dB
- Input Drive Level: +3dBm
- DC Power: 12V
- SMA Connector

Performance@189MHz, Pin= +3dBm

Description

HD32544 is an active frequency multiply by 5 operates with input frequency range from 186 to 192MHz and output frequency range from 930 to 960MHz.

Picture



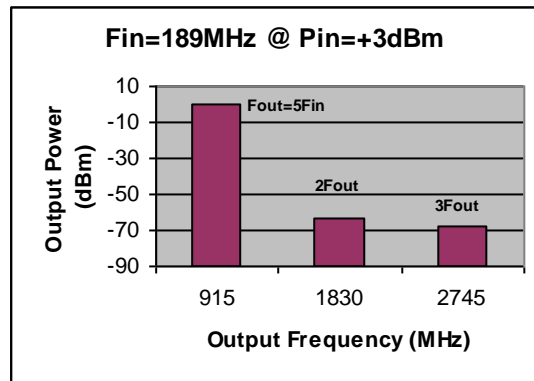
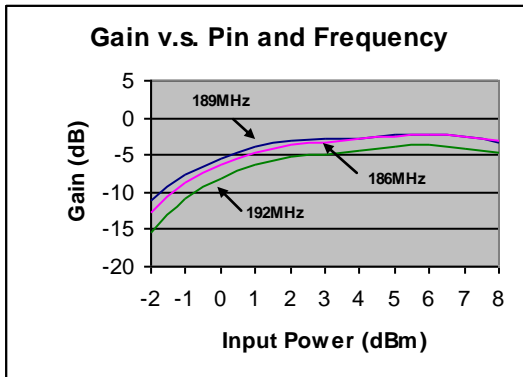
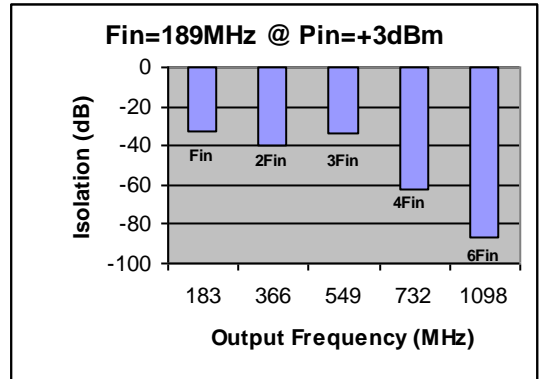
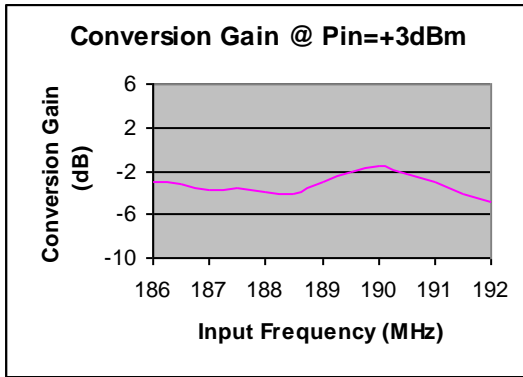
Electrical Specifications @ +25 °C, $Z_S = Z_L = 50$ Ohms, Pin = +3dBm

Parameter	Unit	Min.	Typ.	Max.
Input Frequency Range	MHz	186	189	192
Output Frequency Range	MHz	930	945	960
Conversion Gain	dB	-5	-3	
Output Power $F_{in}=189\text{MHz}/F_{out}=945\text{MHz}$	dBm		0	
F ₀ Isolation * $F_{in}=189\text{MHz}/F_{in}=189\text{MHz}$	dB		33	
2F ₀ Isolation * $F_{in}=189\text{MHz}/2F_{in}=378\text{MHz}$	dB		40	
3F ₀ Isolation * $F_{in}=189\text{MHz}/4F_{in}=567\text{MHz}$	dB		34	
4F ₀ Isolation * $F_{in}=189\text{MHz}/4F_{in}=756\text{MHz}$	dB		62	
6F ₀ Isolation * $F_{in}=189\text{MHz}/4F_{in}=1134\text{MHz}$	dB		87	
Harmonic Output * $F_{in}=189\text{MHz}/2F_{out}=1890\text{MHz}$	dBc		63	
$F_{in}=189\text{MHz}/3F_{out}=2835\text{MHz}$	dBc		67	
VSWR Input/Output	1:		1.2/1.5	
DC Power Input	V	10	12	15
Operating Current	mA		150	

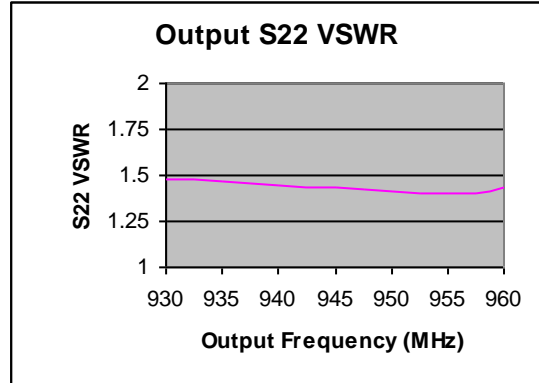
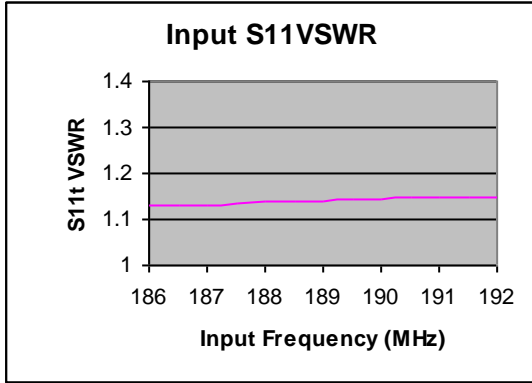
186-192MHz Input Frequency Multiply by 5

* Isolation with respect to desired frequency output power level at 945MHz

Typical Performance @ +25 °C



186-192MHz Input Frequency Multiply by 5

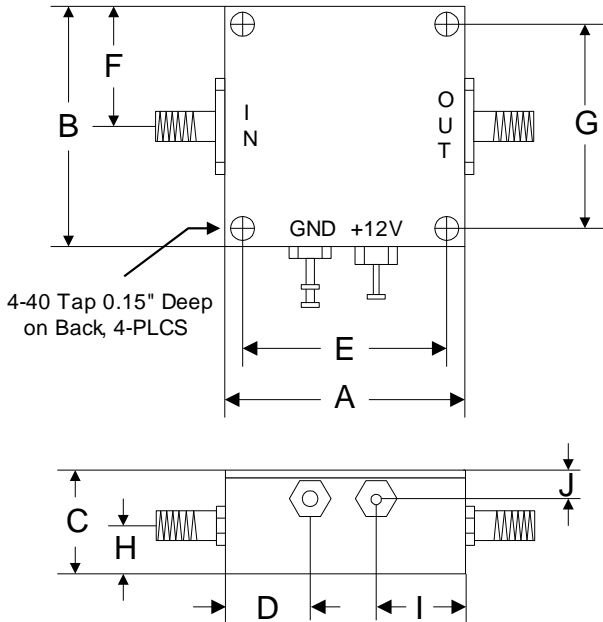


Absolute Maximum Ratings

Parameter	Absolute Maximum
RF Input Power	+20dBm
Operating Temperature	-40 °C to +85 °C
Storage Temperature	-55 °C to +105 °C

Outline

186-192MHz Input Frequency Multiply by 5



	A	B	C	D	E	F	G	H	I	J
Inch	1.250	1.250	0.563	0.450	1.000	0.625	1.000	0.250	0.500	0.187
mm	31.75	31.75	14.29	11.43	25.40	15.88	25.40	6.35	12.70	4.76