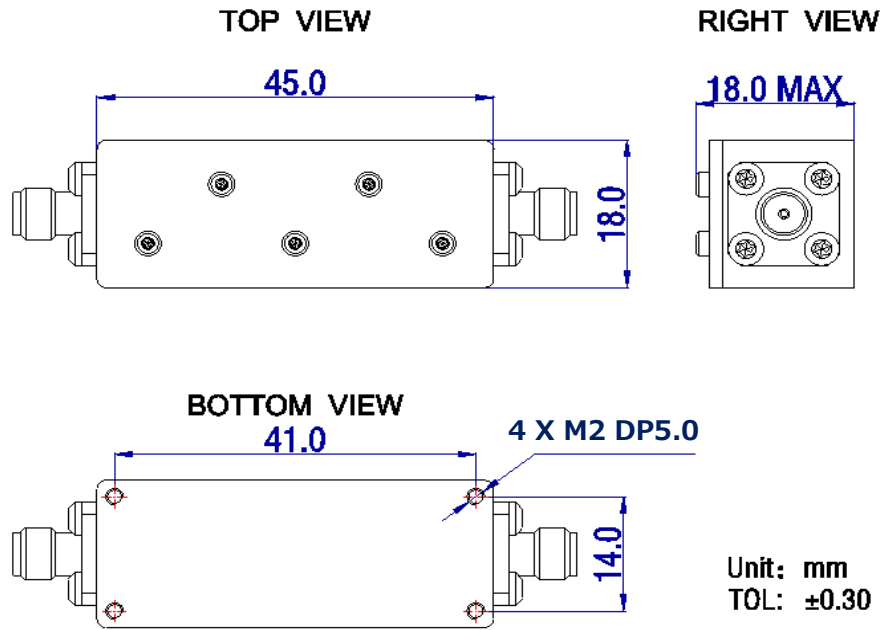


HD34169

ADT Cavity Band Pass Filter

■ Mechanical Drawing



HD34169

ADT Cavity Band Pass Filter

■ **Electrical Specification**

Parameter	Specification	Remark
1. Center Frequency	2361MHz	
2. Bandwidth	Fo±10MHz(2351 ~ 2371MHz)	
3. Insertion Loss in BW	1.1dB Max.	Proposed
4. Ripple in BW	0.5dB Max.	
5. Return Loss in BW	15dB Min.	
6. Rejection	70dB Min. @ DC ~ 1600MHz 40dB Min. @ 1700 ~ 2270MHz 40dB Min. @ 2480 ~ 4000MHz 70dB Min. @ 4100 ~ 9500MHz	
7. Power Handling	5W CW Max.	
8. In/Out Impedance	50Ω	
9. Temperature Range	-40°C ~ +85°C	
10. Connectors	SMA(F)	
11. Dimension[WxDxH]	45.00 X 18.0 X 18.0mm Max	

■ **Environmental Specification**

Parameter	Specification	Remark
1. Altitude	30,000ft	
2. Humidity	Up to 95% @ 35°C	
3. Fungus	MIL-STD-810G Method 508.6	
4. Vibration	MIL-STD-810G Method 514.6	
5. Salt Atmosphere	MIL-STD-810G Method 509.5	

HD34169

ADT Cavity Band Pass Filter

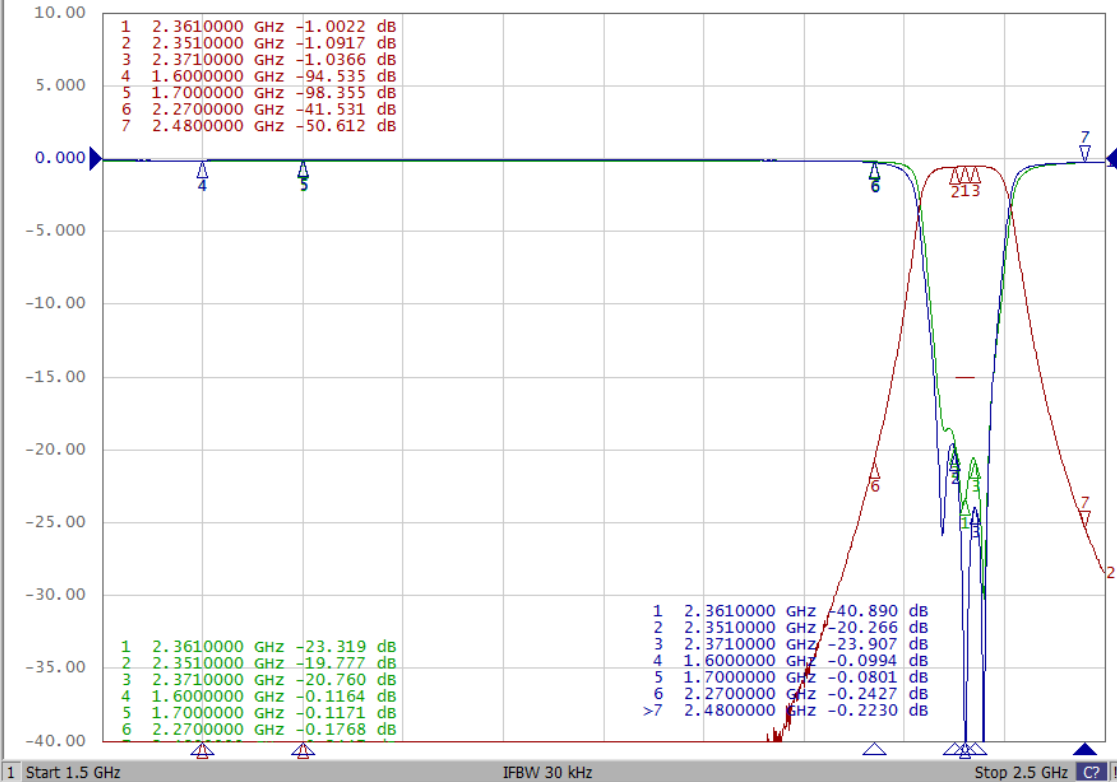
Test Curve

E5071C Network Analyzer

1 Active Ch/Trace 2 Response 3 Stimulus 4 Mkr/Analysis 5 Instr State

Resize

Tr1 S11 Log Mag 5.000dB/ Ref 0.000dB [F2]
 Tr2 S21 Log Mag 10.00dB/ Ref 0.000dB [F2]
 Tr3 S22 Log Mag 5.000dB/ Ref 0.000dB [F2]



- Recall State
- State01
- State02
- State03
- State04
- State05
- State06
- State07
- State08
- Autorec
- UserPres
- File Dialog...
- Return

1 Start 1.5 GHz

IFBW 30 kHz

Stop 2.5 GHz

Meas Stop ExtRef Svc 2023-05-02 11:33

HD34169

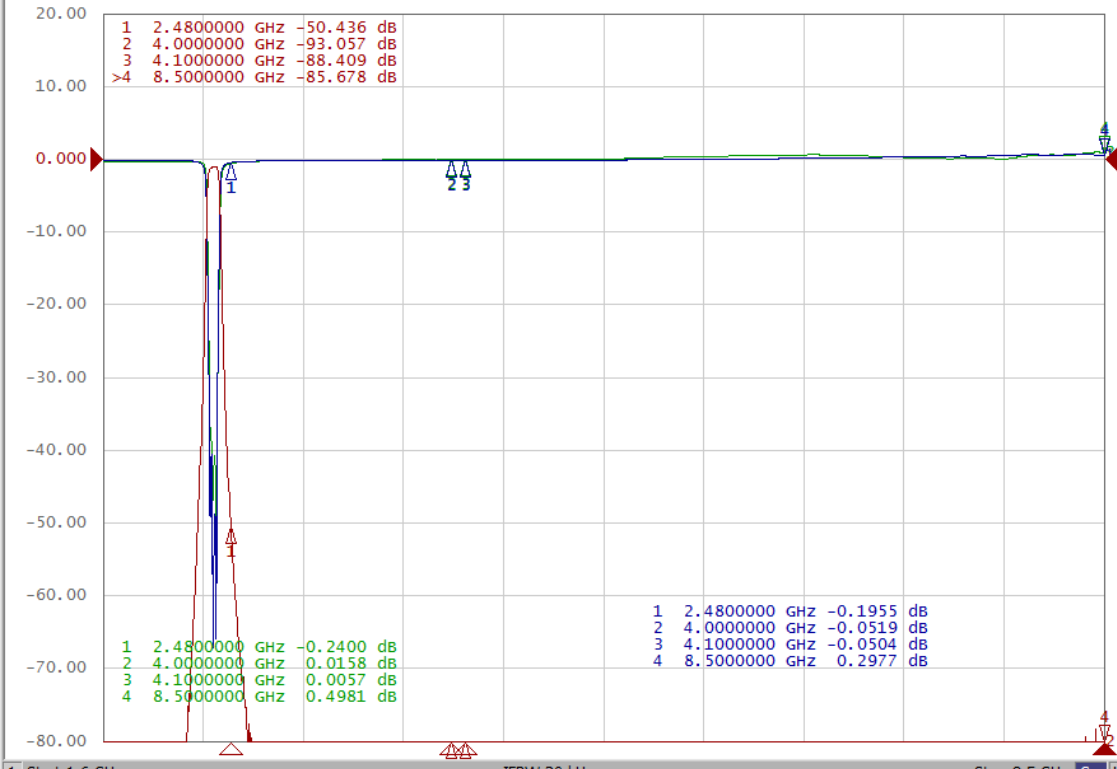
ADT Cavity Band Pass Filter

E5071C Network Analyzer

1 Active Ch/Trace 2 Response 3 Stimulus 4 Mkr/Analysis 5 Instr State

Resize

Tr1 S11 Log Mag 5.000dB/ Ref 0.000dB [F2]
 Tr2 S21 Log Mag 10.00dB/ Ref 0.000dB [F2]
 Tr3 S22 Log Mag 5.000dB/ Ref 0.000dB [F2]



- System
- Print
- Invert Image
ON
- Dump Screen Image...
- Multiport Test Set Setup
- Misc Setup
- Backlight
ON
- Firmware Revision
- Service Menu
- Help
- Return

1 Start 1.6 GHz IFBW 30 kHz Stop 8.5 GHz Cor

Meas Stop ExtRef Svc 2023-05-02 11:33