

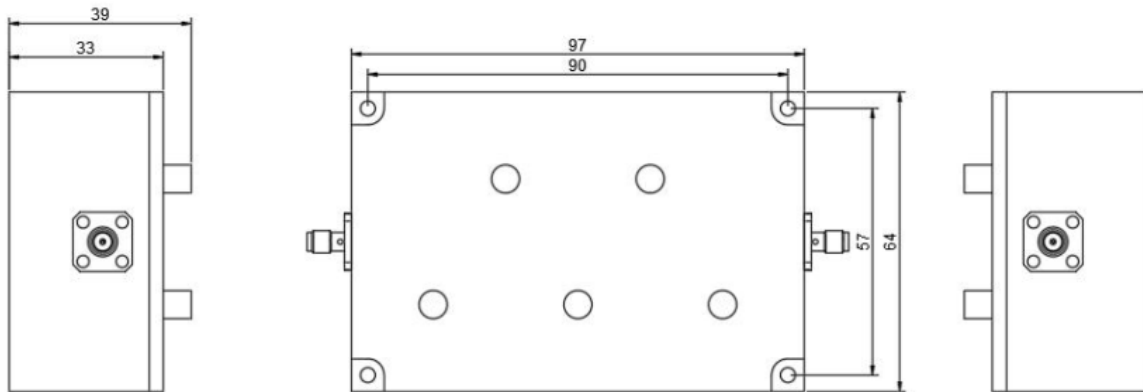
PRODUCT SPECIFICATION FOR INFORMATION

FINAL SPECIFICATION

Product Name: Band Pass Filter

Part No: HD34193

■ Mechanical Drawing



Note

1. Connector: SMA(F)
2. Finish: Black Epoxy Painting

■ Electrical Specification

Parameter	Specification	Remark
1. Center Frequency	671MHz	
2. Bandwidth [1dB BW]	$F_c \pm 7\text{MHz}$ [664~678MHz]	
3. Insertion Loss in BW	1.0dB Max.	
4. Ripple in BW	0.8dB Max.	
5. VSWR in BW	1.4:1 Max.	
6. Attenuation	60dB Min.@ 50~600MHz	
	25dB Min.@ 630~657MHz	
	60dB Min.@ 750~3000MHz	
7. In/Out Impedance	50Ω	
8. Power Handling	1W	CW
9. Connector	SMA(f)	
10. Dimension	64.0x97.0x39.0mm	
11. Temperature Range	-10°C to +70°C	
12. Relative Humidity	10%~95%	
13. Random Vibration	MIL-STD-810 F Method 514.5 procedure C1. 3 axes , 20 min. per each axis.	

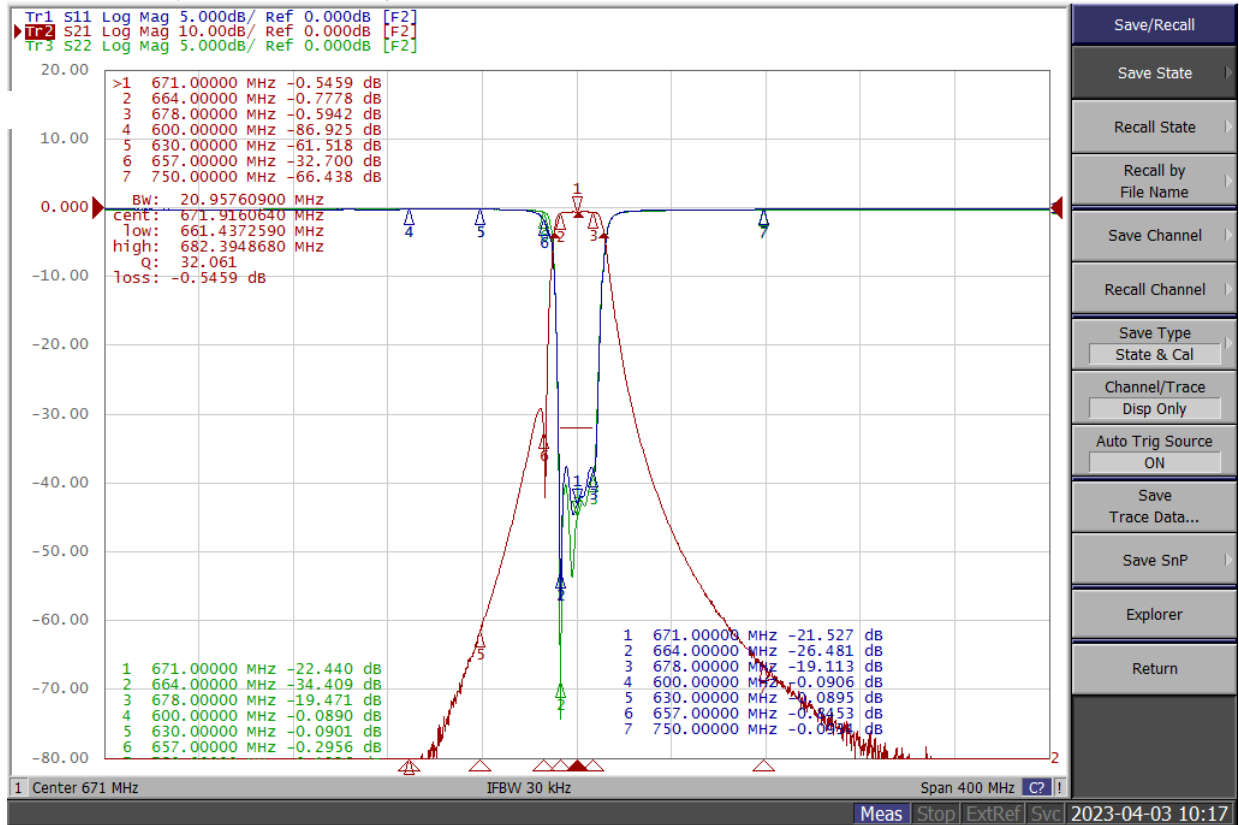
14. Shock	20g, 11msec half saw tooth, Design to meet.	
15. Dust	MIL 810F Method 510.4 Procedure III settling dust Safety requirement: approved according to UL/CE or similar standards	

Test Curve

E5071C Network Analyzer

1 Active Ch/Trace 2 Response 3 Stimulus 4 Mkr/Analysis 5 Instr State

Resize

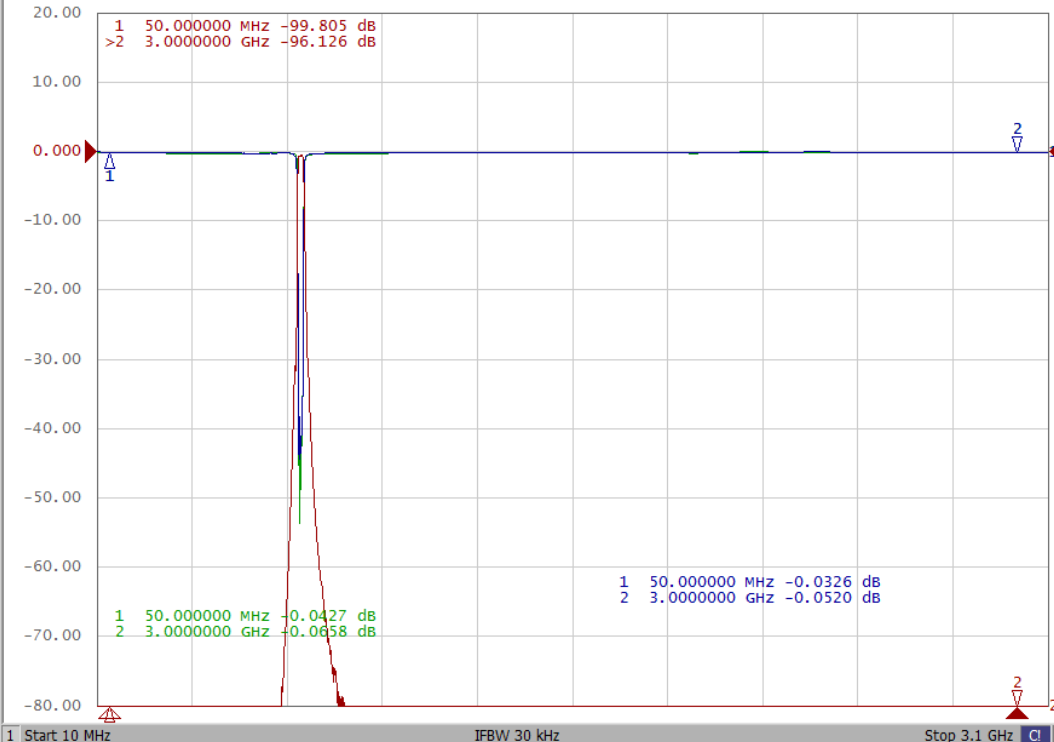


E5071C Network Analyzer

1 Active Ch/Trace 2 Response 3 Stimulus 4 Mkr/Analysis 5 Instr State

Resize

Tr1 S11 Log Mag 5.000dB/ Ref 0.000dB [F2]
 Tr2 S21 Log Mag 10.00dB/ Ref 0.000dB [F2]
 Tr3 S22 Log Mag 5.000dB/ Ref 0.000dB [F2]



Start 10 MHz IFBW 30 kHz Stop 3.1 GHz

Meas Stop ExtRef Svc 2023-04-03 10:17

- System
- Print
- Invert Image ON
- Dump Screen Image...
- Multiport Test Set Setup
- Misc Setup
- Backlight ON
- Firmware Revision
- Service Menu
- Help
- Return