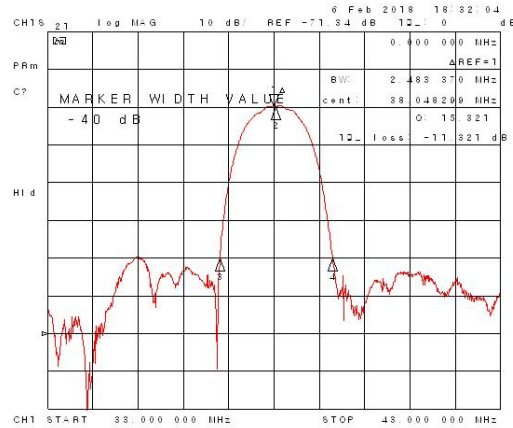
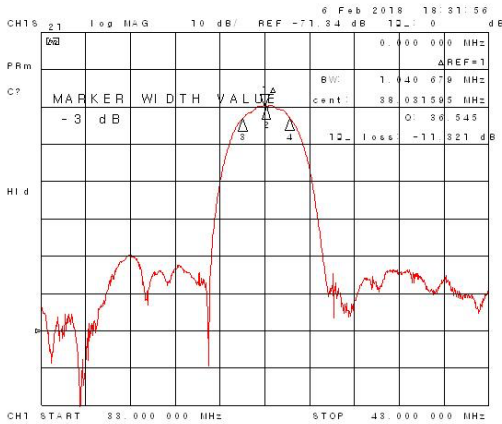


HD34444

Saw Band Pass Filter

1. Typical Performance



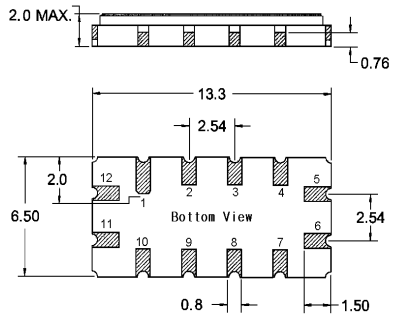
2. Specification

Frequency Characteristics		Minimum	Typical	Maximum
Center Frequency	MHz	-	38.00	-
Insertion Loss	dB	-	11.00	13.00
1dB Bandwidth	MHz	0.50	0.60	-
3dB Bandwidth	MHz	0.95	1.05	-
40dB Bandwidth	MHz	-	2.50	3.00
Attenuation	dB	40	45	-
Amplitude Ripple	dB	-	0.60	1.20
Group Delay Variation	nsec	-	70	150
Absolute Delay	µsec	-	1.7	-
Temperature Coefficient of Frequency	ppm/°C	-	-20	-
Operating Temperature Range	°C	-40 ~ +70		
Package	mm	13.3X6.5 (SMD)		

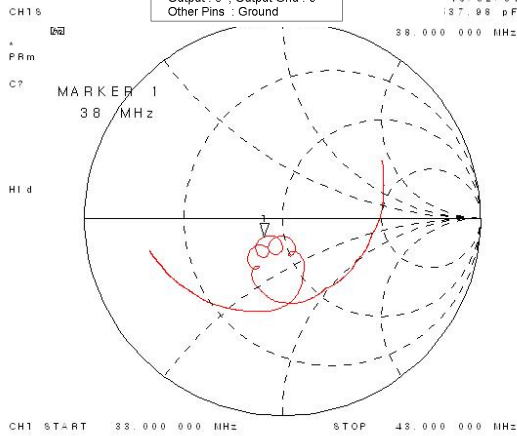
HD34444

Saw Band Pass Filter

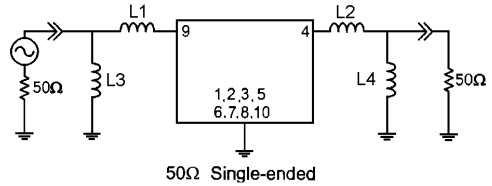
Package Dimension



Input : 11 , Input Gnd : 12
 Output : 5 , Output Gnd : 6
 Other Pins : Ground



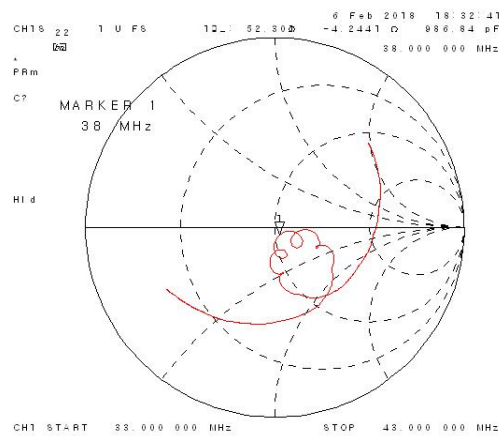
Matching Configuration



L1 = 270nH, L2 = 270nH, L3 = 180nH, L4 = 180nH

Source / Load Impedance = 50Ω

Ambient Temperature = 25°C



HD34444

Saw Band Pass Filter

